



# Preparing for Year 10 Exams



*"Life in all its fullness." John 10:10*

**20.06.24 – 27.06.2024**



Dear Students, Parents and Carers,

As we move towards the end of Year 10, I am writing to give you information about the upcoming end of year exams. Moving forward from the recent parents evening, the exams will give every student the opportunity to show how well they are progressing at approximately the mid-point of their GCSEs.

The information in this booklet sets out when exams will be held and outlines comprehensive details to support student preparation. It is recommended that students begin to prepare for these exams over the half term break, dividing their time evenly between their subjects.

It has been really satisfying and exciting to witness so many students in Year 10 develop throughout the year with their learning. Many students have built a firm foundation to succeed in these exams and be ready for Year 11!

You will see that there are also sections of the booklet linked to 'revising', 'organisation' and 'exam stress' which I hope will be helpful. Students will receive an individual exam timetable, detailing their specific exams as well as the seat they will be sitting in.

The school website has several links to curriculum content letters and Knowledge Organisers, which will inform students of the content they need to revise for their exams. Please find here the Year 10 Learning Page: [Wadham School - Year 10 Curriculum Letters and Knowledge Organisers](#)

I wish all my year group the very best for the exams – please do not hesitate to contact me if you have any questions.

Ms J Osborne  
Head of Year 10  
josborne@wadhamschool.co.uk

# Year 10 End of Year Exam Timetable

20<sup>th</sup> – 27<sup>th</sup> June 2024

Period	Thursday 20 <sup>th</sup>	Friday 21 <sup>st</sup>	Monday 24 <sup>th</sup>	Tuesday 25 <sup>th</sup>	Wednesday 26 <sup>th</sup>	Thursday 27 <sup>th</sup>
1	<b>English Language</b> (105 mins)	<b>Maths (Non-Calculator)</b> (90 mins)	<b>English Literature</b> (105 mins)	<b>Option D</b> GCSE PE (90 mins) Food (90 mins) Music (45 mins – A09) History (90 mins) French (90 mins) Statistics (90 mins)	<b>Maths (Calculator)</b> (90 mins)	<b>Option C</b> Engineering (90 mins) Film Studies (90 mins) Geography (90 mins) French (90 mins) GCSE PE (90 mins) <u>Photography Normal Lesson P1 &amp; 2</u>
2						
3	<b>Option B</b> German (90 mins) Art ( <i>Normal Lesson P3 &amp; 4</i> ) Child Development (90 mins) Business (90 mins) Geography (90 mins) 3D Design (E02) (120 mins)	<b>Biology</b> (90 mins)	<b>Option A</b> Engineering (90 mins) <i>Triple Science (Normal Lesson P3&amp;4)</i> Food (90 mins) <i>Photography (Normal Lesson P3&amp;4)</i> Business (90 mins) History (90 mins)	<b>Chemistry</b> (90 mins)	<b>Physics</b> (90 mins)	<b>Catch Up Exams</b>
4						
5	<b>Beliefs &amp; World Views</b> (45 mins)	<b>Normal Lessons</b>	<b>Normal Lessons</b>	<b>Normal Lessons</b>	<b>Normal Lessons</b>	<b>Normal Lessons</b>

# Exam Boards

Please find below details of the exam boards for each subject.

**Maths:** Edexcel

**English:** AQA

**Science:** Edexcel

**BWV:** AQA

**Food Preparation and Nutrition:** AQA

**Geography:** AQA

**History:** Edexcel

**French & German:** Edexcel

**Business:** OCR

**Music:** OCR

**GCSE PE:** OCR

**Child Development and Care:** NCFE

**3D Art and Design:** Edexcel

**Engineering:** AQA

**Photography:** AQA

**Art:** AQA

**Film Studies:** WJEC

# Revision Guides

Please find below details of the revision guides available from the finance office and via iPay.

**Maths:** GCSE Maths Textbooks, Maths practice workbooks

**English:** Collins Snap Revision – Reading/Writing

**Science:** GCSE Knowledge Organiser and Retriever Bundle (Foundation or Higher)

**Triple Science:** Revision Guides and Practice Workbooks available for all 3 Separate Science GCSEs.

**Food Preparation and Nutrition:** Revision Guide

**Geography:** Revision Guide and Workbook

**History:** Revision Guide or 4 Units in 1

**French & German:** Revision Guide

**Business:** My Revision Notes

**Music:** OCR Music Revision Guide

**GCSE PE:** OCR PE Revision Guide

**Engineering:** AQA Engineering – My Revision Notes

# Equipment List

You **MUST** provide your own equipment for exams. Below is a list of required equipment for ALL exams.

Black biro pens (at least 4). ***NOT gel pens***

HB pencils (at least 3)

Pencil sharpener

Colouring pencil crayons (for some exams)

Highlighters (for some exams)

Eraser

30cm ruler

Protractor

Compass

Calculator – ***you MUST remove the cover for exams***

Clear, transparent pencil case – ***so invigilators can see the contents***

Water bottle – ***clear, transparent. All labels need to be removed***

# English Language and Literature



AQA English Lit – Analysis of A Christmas Carol and An Inspector Calls\*  
(1hr 45min)

Links for revision: [GCSE AQA English Literature Revision - Revisely](#)

[Mr Salles Teaches English - YouTube](#)

[Mr Bruff - YouTube](#)

<https://app.senecalearning.com/>

[AQA | English | GCSE | English Literature](#)

\*Please note that A Christmas Carol is in Paper 1 and An Inspector Calls is in Paper 2 but we are combining these together into one exam for your mocks.

English Language Paper 1 – analysing extract and writing story/description  
(1hr 45mins)

Links for revision: [GCSE AQA English Language Revision - Revisely](#)

[Mr Salles Teaches English - YouTube](#)

[Mr Bruff - YouTube](#)

<https://app.senecalearning.com/>

[AQA | English | GCSE | English Language](#)

# AQA English Language – Paper 1

## **Question Guidance (do the paper backwards):**

**Q5 – use the ‘Here > There > Then > Now’ frame. Here is an example with the dystopian story:**

**Here** I am in the waiting room of this squat grey clinic with its squalid peeling walls. Years of slopping on beige discoloured paint still cannot hide the neglect and pervading sense of hopelessness. The chairs are frayed with bits of stuffing coughing out like the remnants of the past. A TV hangs loosely from the wall, it’s black mirror reflecting the decaying interior. Buzzing fizzes through the air from the shivering light overhead. The emptiness crowds around me as I wait.

**There** is a poster on the wall, it is a strange choice: [describe picture exam provides]

**Then** memories flood back of the Malthusian collapse, the riots, the catastrophes, the violence and the dreams that came before this living nightmare. How did we get to this? Scientists had achieved the utopian ambition of immortality. They had plucked out the aging gene from this symphony of life and silenced it. Death was now only for the unfortunate or the poor whilst the eternal elite were everlasting. Genetic treatments stopped people dying from old age, now you could be young, beautiful, lovely, forever. Depending on your view it was either euphoric optimism trapped in amber or humanity diving into a stagnant pool of indulgence. There was just one problem: children. Scientists had stopped death but the cost was new life. Children were still being born so they brought in a test. A test to see if you were worthy enough, good enough, optimised enough for life.

**Now**, I am alone. No... with you awaiting the results of this test. Waiting to see if this whispered dream of a life inside me will be permitted to join the elite. When I found out about you, I was overjoyed, love filled my heart and I had such hope for the future. Fears have begun to sneak into my heart now I run my hands over you growing within. Will you be allowed to live or will they just discard you before you even have a chance? Why am I even talking to you? You barely exist yet.

They are calling me in.

Nobody dies anymore but will they let you live?

**Q4 (20 marks, 25m) – identify the key bits of the statement, agree then add and analyse (use quotations and analyse language and structure repeatedly):**

Your evaluation – consider the statement and other interpretations (although, whilst, despite, etc.)

Neat evidence – use precise quotations

Additional – use more precise quotations (at least 6)

Language – analyse word choice, imagery and other methods

Structure and form – analyse perspective, pace, tone and other methods

Intentions of writer – consider WHY the writer wrote it and the impact upon readers

**Q3 (8 marks, 10m) – structural methods (start-middle-end):**

Start-middle-end

Neat evidence – use precise quotations

Structure and form – analyse perspective, pace, tone and other methods such as repetition, motif, cliffhanger, contrast, development, syntax, etc.

**Q2 (8 marks, 10m) – language methods (imagery, word choice and other methods):**

Imagery – always analyse this.

Neat evidence – as precise as possible – focus on word choices etc.

Additional – get a wide range of quotations

Language – analyse word choices, imagery and other methods such as metaphor, simile, personification, oxymoron, emotive language and syntax.

**Q1 (4 marks, 5m) - identify 4 things.**

# AQA English Literature – A Christmas Carol

## Prepared Introduction (learn this):

Dickens presents \_\_\_\_\_ to criticise misanthropy in Victorian London. As a philanthropist, Dickens uses his didactic allegorical novella to demonstrate the importance of kindness. Dickens crafts this through Scrooge's redemption arc as he progresses from a 'covetous old sinner' to being 'quite a baby' symbolising his rebirth.

Make sure that you replace \_\_\_\_\_ with the focus of the question.

## Key quotations to learn – prioritise the first 3 pairs.

1	'solitary as an <u>oyster</u> '	'his own <u>heart</u> laughed'
2	'I wear the <u>chain</u> I forged in life'	'light as a <u>feather</u> '
3	'decrease the surplus <u>population</u> '	'are there no <u>prisons</u> ?'
4	'biting weather' 'freezing fog'	'Golden sunlight; Heavenly sky'
5	'gruff old <b>bell</b> was always peeping slily down at Scrooge'	'merry <b>bells</b> '
6	' <b>Want</b> is keenly felt, and <b>Abundance</b> rejoices.'	' <b>Ignorance</b> ' & ' <b>Want</b> ' 'Beware ... on his brow ... <b>Doom</b> '
7	'Another idol has displaced me ... a <b>golden</b> one'	'as good as <b>gold</b> '
8	' <b>tight-fisted</b> hand at the grindstone'	'apoplectic <b>opulence</b> '
9	'If these <b>shadows</b> remain unaltered by the Future, the child will die.'	'to Tiny Tim, who did not die, he was a <b>second father</b> .'
10	'a strange figure—like a <b>child</b> : yet not so like a child as like an <b>old</b> man'	'a solemn <b>Phantom</b> , draped and hooded, coming, like a <b>mist</b> along the ground, towards him.'

# AQA English Literature – An Inspector Calls

## Prepared introduction (learn this):

Priestley presents \_\_\_\_\_ to criticise capitalist culture within Edwardian England. As a socialist, Priestley wanted to inspire the younger generation in his WW2 audience to progress to a fairer and more equal society. Priestley crafts this through the cyclical structure to subvert the murder mystery genre so that rather than believing 'a man has to mind his own business' we realise that 'we are all responsible for each other'.

Make sure that you replace \_\_\_\_\_ with the focus of the question.

## Key quotations to learn – prioritise the first 3 pairs.

1.	' <b>Burnt</b> her inside out'	' <b>Fire</b> and blood and anguish'
2.	' <b>unsinkable</b> , absolutely unsinkable'	'we're all in it – up to the <b>neck</b> '
3.	'obscene fat <b>carcass</b> '	'We are members of one <b>body</b> '
4.	'A <b>chain</b> of events'	'He's giving us the <b>rope</b> - so that we'll hang ourselves'
5.	'I'd give <b>thousands</b> - yes, thousands'	' <b>Millions</b> and millions and millions of Eva Smiths'
6.	'Look – <b>mummy</b> – isn't it a beauty?' / 'I'm sorry, <b>daddy</b> '	'Don't interfere, please, <b>father</b> ' / ' <b>Mother</b> - stop - stop!'
7.	'(with sharp sarcasm)...You were the wonderful <b>Fairy Prince</b> .'	'young and <b>fresh</b> and charming''
8.	'Girls of that <b>class</b> -' / 'Girls of that <b>sort</b> '	'You mustn't try to build up a kind of <b>wall</b> between us and that girl'
9.	'she was pretty and a good <b>sport</b> '	'Just used her...as if she was an <b>animal</b> , a thing, not a person'
10.	'it's better to ask for the <b>earth</b> than to take it.'	'To ask some – <b>questions</b> '

# Mathematics



**Paper 1:** Non calculator, 1hr 30mins, 80 marks

**Paper 2:** Calculator, 1hr 30mins, 80 marks

Higher or Foundation (speak to your teacher about which tier you will be sitting)

A list of topics will be posted on Teams

You must have the following: Pen, pencil, ruler, rubber, calculator, protractor & compass – all available from the finance office.

Links for revision:

[Sparx Learning - Select School \(sparxmaths.uk\)](https://www.sparxmaths.uk) – click on Independent Learning and choose the topic you wish to revise.

[Videos and Worksheets – Corbettmaths](#)

[Maths Genie • Learn GCSE Maths for Free](#)

# Science



**1 x Biology Exam – 1hr 10 mins (Topics 1, 2, 3 4 and 5)**

**1 x Chemistry Exam – 1hr 10 mins (Topics 1,2 3, 4)**

**1 x Physics Exam – 1hr 10 mins (Topics 1, 2, 3, 5 and 6)**

**There is a higher and foundation version of each exam. Separate science students will be doing the higher exam Ask your teacher if you are not sure which one you are doing. Check your class Teams channel for extra information from your teacher.**

## **Biology Bitesize links:**

Topic 1 – key Concepts [Key concepts in biology - GCSE Combined Science Revision - Edexcel - BBC Bitesize](#)

Topic 2 – Cells and Control [Cells and control - GCSE Combined Science Revision - Edexcel - BBC Bitesize](#)

Topic 3 – Genetics [Genetics - GCSE Combined Science Revision - Edexcel - BBC Bitesize](#)

Topic 4 – Natural Selection and Genetic Modification [Natural selection and genetic modification - GCSE Combined Science Revision - Edexcel - BBC Bitesize](#)

Topic 5 – Health and Disease [Health, disease and the development of medicines - GCSE Combined Science Revision - Edexcel - BBC Bitesize](#)

These are the combined links for combined science for separate science [click here.](#)

# Science



## Chemistry Bitesize Links:

Topic 1 – [key concepts in chemistry key concepts in chemistry – GCSE combined science revision – Edexcel BBC bitesize](#)

Topic 2 – states of matter and mixtures [states of matter and mixtures - GCSE Combined Science Revision - Edexcel - BBC Bitesize](#)

Topic 3 – chemical changes [Chemical changes - GCSE Combined Science Revision - Edexcel - BBC Bitesize](#)

Topic 4 - Extracting Metals [The reactivity series of metals - Obtaining and using metals - Edexcel - GCSE Combined Science Revision - Edexcel - BBC Bitesize](#)

Separate science students you will also have: separate chemistry (1)

These links are for combined science, for separate chemistry please [click here.](#)

# Science



## Physics Bitesize Links:

Topic 1 – Motion Topic 1 & topic 2 – Motion and Forces [Motion and forces - GCSE Combined Science Revision - Edexcel - BBC Bitesize](#)

Topic 3 – Conservation of Energy [Conservation of energy - GCSE Combined Science Revision - Edexcel - BBC Bitesize](#)

Topic 4 – Waves [Waves - GCSE Combined Science Revision - Edexcel - BBC Bitesize](#)

Topic 5 – light and the EM spectrum – [light and the EM spectrum – GCSE combined science revision – Edexcel – BBC bitesize](#)

Topic 6 – Radio Activity [Radioactivity - GCSE Combined Science Revision - Edexcel - BBC Bitesize](#)

## **General revision links for combined and separate science**

**Cognito YouTube Channel** [Cognito - YouTube](#)

**Core Practicals Videos** [GCSE Science video links sheet.pdf \(pearson.com\)](#)

## **Past paper questions**

[Cognito revision platform \(past papers, sample questions, lessons and flash cards\)](#)

## **Seneca**

### **Biology:**

Foundation: [Seneca - Learn 2x Faster \(senecalearning.com\)](#)

Higher: [Seneca - Learn 2x Faster \(senecalearning.com\)](#)

### **Chemistry:**

Foundation: [Seneca - Learn 2x Faster \(senecalearning.com\)](#)

Higher: [Seneca - Learn 2x Faster \(senecalearning.com\)](#)

### **Physics:**

Foundation: [Seneca - Learn 2x Faster \(senecalearning.com\)](#)

Higher: [Seneca - Learn 2x Faster \(senecalearning.com\)](#)

# Beliefs and World Views



## Topics on the end of year 10 exam:

1. Religion and family life (extended exam questions)
2. Islam beliefs (knowledge questions)
3. Christian Beliefs (Knowledge questions)

Knowledge organisers and topic checklists are in the front of the workbooks. Pdf copies of these are on Teams.

## Revision Links:

[MrMcMillanREvis - YouTube](#)

[GCSE Religious Studies - AQA - BBC Bitesize](#)

[Seneca](#)

## Past Papers, Examiner Report, Specification:

[AQA A \(8062\)](#)

# Business



## **Year 10 Topics for End of Year Exams.**

### **Paper 1 Revision**

Business Activity

Marketing

People

### **Revision Links:**

SENECA learning – GCSE OCR Business – This is great for revision and quick answer questions. It also follows the Specification for OCR GCSE business.

Information on Teams for Revision.

### **Past Papers, Examiner Report, Specification:**

<https://ocr.org.uk/qualifications/gcse/business-j204-from-2017/assessment/>

# Child Development and Care



**Level 1/2 Child Development and care in the Early Years**  
**Exam Board – NCFE 603/7012/9**

## **Revision Links:**


<https://www.ncfe.org.uk/qualification-search/qualification-detail/ncfe-cache-level-12-technical-award-in-child-development-and-care-in-the-early-y-1613>

<https://www.ncfe.org.uk/media/qmqbybjt/60370129-qualification-specification.pdf>

## **Content areas:**

1. Child Development
2. Factors that affect development
3. Care routines and play activities
4. Early years provision
5. Legislation and policies
6. Expectations of an early years worker
7. Roles and responsibilities
8. Observations
9. Planning in the early years

# Engineering



## GCSE Engineering (AQA)

### The exam paper will consist of :

- Multiple choice questions assessing breadth of knowledge.
- Short answer questions assessing in depth knowledge, including calculations.
- Multiple choice questions related to the application of practical engineering skills.
- Extended response questions drawing together elements of the specification.

### You will find the following websites useful when revising for this exam:

- <https://www.technologystudent.com/>
- <https://senecalearning.com>

Topic	Area of content knowledge
Engineering Materials	Metals and alloys Polymers Composites Material costs and supply Factors influencing design of solutions
Engineering manufacturing processes	Additive manufacturing Material removal Shaping Casting and moulding Joining and assembly Heat and chemical treatment Surface finishing
Systems	System descriptions Mechanical systems Electrical systems Electronic systems Structural systems Pneumatic systems

# Three-dimensional Art and Design



Exam board- Edexcel

Component 1- Natural Forms ongoing project

Component 2- externally set in Jan 2025.


## Assessment Objectives

Students must:		% in GCSE
<b>AO1</b>	Develop ideas through investigations, demonstrating critical understanding of sources	<b>25</b>
<b>AO2</b>	Refine work by exploring ideas, selecting and experimenting with appropriate media, materials, techniques and processes	<b>25</b>
<b>AO3</b>	Record ideas, observations and insights relevant to intentions as work progresses	<b>25</b>
<b>AO4</b>	Present a personal and meaningful response that realises intentions and demonstrates understanding of visual language	<b>25</b>
<b>Total</b>		<b>100%</b>

## Breakdown of Assessment Objectives

Component	Assessment Objectives				Total for all Assessment Objectives
	AO1 %	AO2 %	AO3 %	AO4 %	
Component 1: Personal Portfolio	15	15	15	15	<b>60%</b>
Component 2: Externally Set Assignment	10	10	10	10	<b>40%</b>
<b>Total for GCSE</b>	<b>25%</b>	<b>25%</b>	<b>25%</b>	<b>25%</b>	<b>100%</b>

# Food Preparation and Nutrition



Exam time 1 hour 30 minutes

For your Year 10 exam you will be completing most of a past paper (based on the topics that you have looked at so far).

## The exam paper will consist of two sections:

- 20 multiple choice questions (section A)
- 3 questions divided up into further sections (section B)

## The resources that you will find useful when revising for this exam are:

- [www.illuminate.digital/aqafood](http://www.illuminate.digital/aqafood) Username: SWAD3 Password: STUDENT3
- Seneca (AQA Food Preparation and Nutrition)

The multiple-choice questions will be on a variety of topics.

The topics for Section B will be as follows:

Topic	Reference to digital textbook
<b>Principles of food safety</b> <ul style="list-style-type: none"><li>• Correct storage of food</li><li>• Food safety principles when preparing, cooking and serving food</li></ul>	Ch. 6 Pg 188-199
<b>Factors affecting food choice</b>	Ch 7 Pg 202-210
<b>Making informed food choices for a varied and balanced diet</b> <ul style="list-style-type: none"><li>• Dietary guidelines</li><li>• Planning meals for adolescents/teenagers</li><li>• Energy needs</li><li>• Diet, nutrition and health</li></ul>	Ch. 2  Pg 38-39 Pg 48 Pg 58-61 Pg 70-76
<b>Functional and chemical properties of food</b> <ul style="list-style-type: none"><li>• Dextrinisation</li><li>• Shortening</li><li>• Gelatinisation</li><li>• Use of yeast as a raising agent</li><li>• Gluten and pastry making</li></ul>	Ch4 Pg 122 Pg 130-131 Pg 117-119 Pg 149 Pg 149
<b>Nutrients</b> Complex carbohydrates/dietary fibre	Ch1 Pg 18

# G.C.S.E. Physical Education



## **Past Papers, Examiner Report, Specification**

GCSE OCR Physical Education For the Grade 9-1

Course **ISBN: 9781789083200**

GCSE Physical Education OCR Complete Revision & Practice (with Online Edition) **ISBN: 9781789083194**

GCSE Physical Education OCR

Exam Practice Workbook **ISBN: 9781789083217**

## **Revision Links:**

Seneca [Free Homework & Revision for A Level, GCSE, KS3 & KS2 \(senecalearning.com\)](https://www.senecalearning.com)

BBC bitesize [GCSE Physical Education - OCR - BBC Bitesize](https://www.bbc.com/bitesize)

# Geography



Exam Board: AQA

Exam Specification: <https://www.aqa.org.uk/subjects/geography/gcse/geography-8035/specification-at-a-glance>

## Units to revise:

The challenge of natural hazards

- Tectonics
- Atmospheric hazards
- Climate Change

Urban issues and challenges

- Urban growth creates opportunities and challenges for cities in NEEs.
- Urban change in cities in the UK leads to a variety of social, economic and environmental opportunities and challenges.
- Urban sustainability requires management of resources and transport.

The UK physical Landscapes

- UK landscapes
- Coasts
- River

## Useful revision links:

BBC Bitesize- <https://www.aqa.org.uk/subjects/geography/gcse/geography-8035/specification-at-a-glance>

Seneca- <https://senecalearning.com/en-GB/seneca-certified-resources/geography-gcse-aqa/>

Geobytes- <http://www.geobytes.org.uk/gcserevision.html>

Youtube- <https://www.youtube.com/@MrBowater>

# History



**Year 10 exam will be Medicine Through Time. You should expect anything relating to causes, prevention and cure across all time periods to potentially be on the exam.**

1. Medieval, c1250 – c1500.
2. Renaissance, c1500 – c1700.
3. 18<sup>th</sup> and 19<sup>th</sup> century.
4. C1900 - present.

Further to this there will also be a section on medicine in WWI.

**\*\*Knowledge organisers and topic checklists are in your workbooks. Copies of these as well as a range of revision resources are on teams.**

## **Revision Links:**

[Medicine Through Time – YouTube](#) – range of short videos covering all topics

[Medicine in Britain, c.1250 to the present day - GCSE History - BBC Bitesize](#)– Notes and quizzes

[Medicine in Britain c1250-present | Revision Blast Activities for Edexcel GCSE History | Reference Library | History | tutor2u](#) - great quiz, available to download

[History: Edexcel GCSE Medicine in Britain, 1250-Present \(senecalearning.com\)](#) – notes and questions

[Past Papers, Examiner Report, Specification](#)

[Students, parents and carers | Pearson qualifications](#)

# Film Studies



## **Topics on mock:**

Section A - US film comparative study:

- one stepped question on the first of the chosen pair of films (Dracula, 1931)
- one stepped question on the second of the chosen pair of films (The Lost Boys, 1986)
- one question requiring a comparison of the chosen pair of films

Section B - Key developments in film and film technology:

- one multi-part question on the developments in film and film technology

Section C - US Independent film:

- one question on one US independent film (Whiplash, 2014)

## **Ways to revise:**

- Rewatch Dracula and The Lost Boys with a different focus each time (cinematography, sound, mise-en-scene, editing, etc.)
- Rewatch Whiplash and its key scenes
- Read up on the critical writing (provided in school booklets)
- Use StudioBinder on YouTube and the following playlist, in particular, ([The Shot List - YouTube](#)) to revise anything to do with cinematography and editing
- Use the following StudioBinder playlist to revise mise-en-scene ([Mise-En-Scene - YouTube](#))
- Use the following StudioBinder video to revise sound ([Ultimate Guide to Diegetic vs Non-Diegetic Sound — Definitions, Examples, & How to Break the Rules - YouTube](#))
- Revise the historical timeline (covered in lesson and will be soon available at home)

# Modern Foreign Languages



## **EDEXCEL GCSE FRENCH & GERMAN**

You will be completing 4 assessments during the end of year exam window for French. This will consist of the following papers:

**Reading (45 minutes)** on the topics of free time, holidays, school and work.

**Writing (45 minutes)** on the topics of free time, holidays, school and work.

***\*The reading and writing papers will take place back-to-back (90 minutes in total) in the Sports Hall.***

**Listening (30 minutes)** on the topics of free time, holidays, school and work.

**Speaking (approx. 5 minutes)** - a photocard task, on **either** the topic of free time, holidays, school **or** work.

***\*The listening and speaking papers will take place during normal lessons.***

## **REVISION LINKS:**

### **FRENCH:**

[GCSE French - Edexcel \(for exams until 2025\) - BBC Bitesize](#)

[ActiveLearn \(pearsonactivelearn.com\)](https://www.pearsonactivelearn.com) [OWN LOGIN]

[🚀 Free Edexcel French GCSE Revision | Seneca \(senecalearning.com\)](#)

### **GERMAN:**

[GCSE German - BBC Bitesize](#)

[ActiveLearn \(pearsonactivelearn.com\)](https://www.pearsonactivelearn.com) [OWN LOGIN]

[Seneca | GCSE German Revision \(senecalearning.com\)](#)

# Music



You will need to revise the following Areas of Study:

AOS2 – Baroque concerto

AOS3 – African Drumming, Samba

AOS4 – Music for Film and Video Games

Useful resources:

Focus on Sound for specific knowledge, tests and worked through listening exercises

[Focus on Sound | Focus on Sound](#)

OCR virtual textbook

[OCR GCSE Music Virtual Textbook AoS 2 - 1. Baroque Features](#)

# Statistics



**1 paper:** Calculator, 1hr 30mins, 80

Higher or Foundation (speak to your teacher about which tier you will be sitting)

A list of topics will be posted on Teams with links for revision.

You must have the following: Pen, pencil, ruler, rubber, calculator, protractor & compass – all available from the finance office.


# TIME MANAGEMENT

MAKE A PLAN

MEET  
DEADLINES

Balance your schoolwork,  
paid work and social life

Balance time spent on  
each subject



# TOP TIPS FROM YOUR FELLOW STUDENTS

We asked your fellow students what helps them to revise for their exams. Here's what they said.

①

## PAGE YOURSELF

Try not to revise everything at once. Give your mind time to take in what it is you are revising.

②

## SET GOALS

Whether you set yourself a time goal or an amount of work to complete, it is important to challenge yourself.

⑦

## TEST YOURSELF

By testing yourself with questions, you are making sure you fully understand what it is you are revising.

⑧

## NO DISTRACTIONS

Revise in a quiet place where there is nothing to distract you.

③

## ORGANISE WORKLOADS

Organise your time properly by creating a timetable of subjects to revise. Don't forget to include suitable breaks.

④

## USE SUMMARY PODS

For short bursts of revision, the Summary Pods are a great way to help you remember the key pieces of information.

⑨

## REWARD SYSTEM

Reward yourself after revision to keep you motivated.

⑩

## CREATE A HOMEWORK CORNER

Set up a comfortable place at home where you can relax and revise at the same time.

⑤

## NO LATE NIGHTS

Don't start revision late at night. Make sure you have a good sleep of between 7-9 hours every night, helping you to have a relaxed and well-rested mind and body.

⑪

## DON'T LEAVE IT UNTIL THE LAST MINUTE

Leaving revision until the last minute will add unnecessary stress to your workload. Start sooner rather than later.

⑥

## LISTEN TO MUSIC

Calm music can help you to de-stress or focus when you're stressed.

⑫

## USE COLOURS

Highlight key points which you need to stand out during revision.



# The key to revision

## Learn

- Before you start to revise a topic you need to understand it.
- Look back over your notes,
- Use the revision guides
- Use Seneca
- Ask your teacher

## Revise

- The process of going back over your notes to refresh your memory.
- This means you are ready to answer questions on the topic
- You can do this by condensing your notes, Flow Charts, Flashcards, Mind Maps...
- Just reading your notes is not enough!

## Test Yourself

- Complete some fact recall questions
- Then complete the practice exam questions. All exam board links to practice papers are at the front of this booklet.

# Ways to revise...

## Flash Cards

These are cards with questions or prompt on one side and the answer or information on the other side.

These are useful for learning:

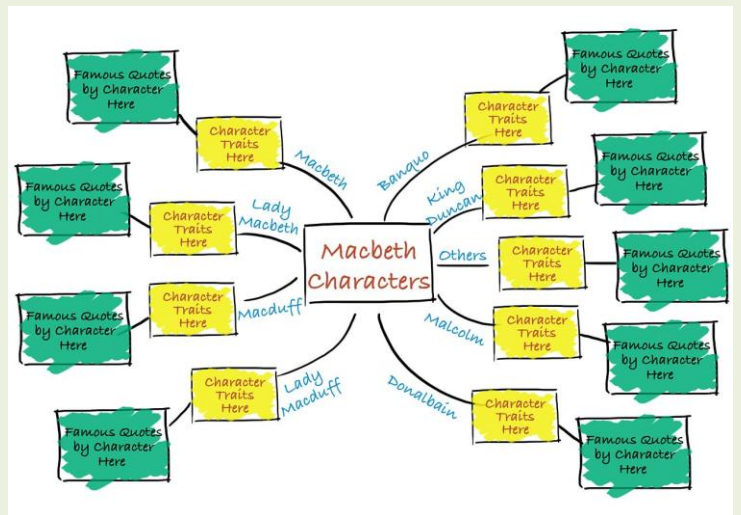
- Dates
- Vocab
- Key words
- Definitions
- Formula
- Labelled diagrams.



## Mind Maps

These are a visual way to organise information. One mind map usually represents one topic.

The name and topic goes in the middle with sub topics and further detail around the outside.



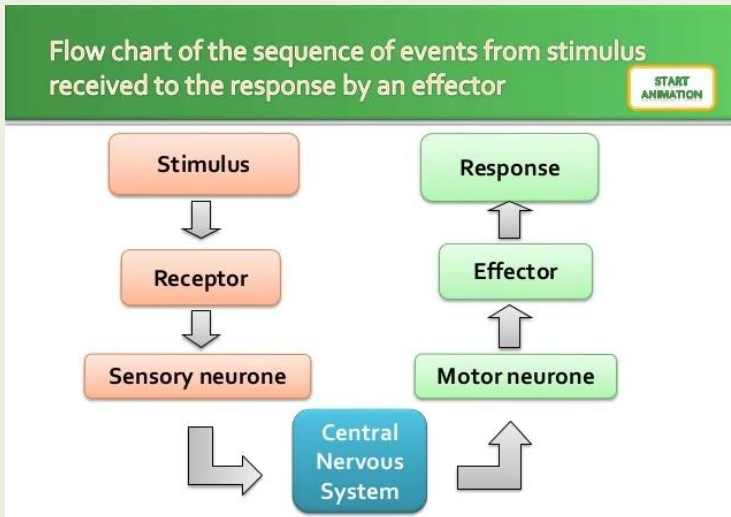
# Ways to revise...

## Flow Charts

These are diagrams that show a process from beginning to end.

They help you organise material clearly. You can use words and images.

These are great for subjects that have stages or events or sequences and processes.

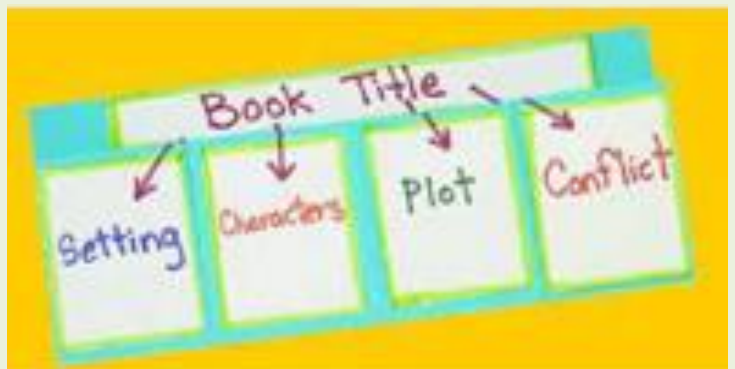
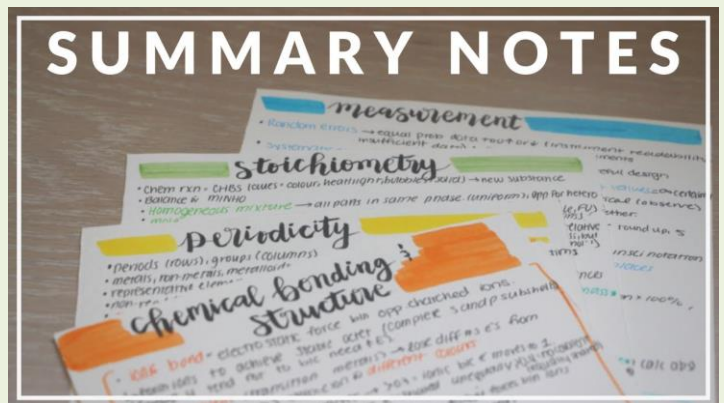


## Condensing your notes

You need to put them into your **own words**. **Simplify** and **summarise** your notes into key points.




Cut out the waffle and get each topic onto one page.

Then **test your self** and see how much you can write down without looking at your notes.



# Tackling exam stress

## 10 TIPS TO CUT DOWN ON EXAM STRESS



<https://www.youngminds.org.uk/young-person/coping-with-life/exam-stress/>

<https://www.studentminds.org.uk/examstress.html>

<https://www.nhs.uk/mental-health/children-and-young-adults/advice-for-parents/help-your-child-beat-exam-stress/>