

Wadham School

A Church of England Community School



Class of 2026

GCSE Guidance and Support




Visit the Wadham School website for information that has previously been presented:

<https://www.wadhamschool.co.uk/page/?title=Exams&pid=33>

(Menu – Parents – Exams)


“Life in all its fullness” John 10:10



Contents




| | |
|---------|---|
| Page 2 | Contents |
| Page 3 | Information Evening Programme |
| Page 4 | Welcome |
| Page 5 | English |
| Page 6 | Maths |
| Page 7 | Science |
| Page 8 | Raising Achievement & Revision Strategies |
| Page 9 | Aspiring for 7+ |
| Page 10 | Art |
| Page 11 | Art, Craft & Design |
| Page 12 | Business |
| Page 13 | Child Development |
| Page 14 | Design & Technology |
| Page 15 | Film Studies |
| Page 16 | Food |
| Page 17 | French |
| Page 18 | Geography |
| Page 19 | German |
| Page 20 | History |
| Page 21 | Photography |
| Page 22 | Physical Education |
| Page 23 | Religious Studies |
| Page 24 | Statistics |
| Page 25 | Post-16 Support |
| Page 26 | Post-16 Support continued |



Information Evening Programme



| | | | | | | | | | | | | | | | | | | | | | | | |
|-------------------|------------------------|--|------------|-------------|-----|--------------|------------|-----|----------|----------------------|-----|----------|------------------------|-----|-------------------|--------------------|-----|--------|---------------|-----|-----------|------------------------|-----|
| 5:00-5:30pm | Hall | Introduction English Maths Science Raising achievement plan | | | | | | | | | | | | | | | | | | | | | |
| 5:40pm | Classrooms | 11A subject teacher presentations & questions (15min) | | | | | | | | | | | | | | | | | | | | | |
| | | <table> <tbody> <tr> <td>R&P</td> <td>Mr Broome</td> <td>A03</td> </tr> <tr> <td>History</td> <td>Mr Hopwood</td> <td>A02</td> </tr> <tr> <td>GCSE PE</td> <td>Miss Cross & Mr Owen</td> <td>A10</td> </tr> <tr> <td>Business</td> <td>Mrs Finch</td> <td>A06</td> </tr> <tr> <td>Child Development</td> <td>Mrs Gosney</td> <td>A07</td> </tr> <tr> <td>Food</td> <td>Mrs Hodge</td> <td>A08</td> </tr> <tr> <td>Design</td> <td>Ms Vickery & Mrs Lemon</td> <td>A11</td> </tr> </tbody> </table> | R&P | Mr Broome | A03 | History | Mr Hopwood | A02 | GCSE PE | Miss Cross & Mr Owen | A10 | Business | Mrs Finch | A06 | Child Development | Mrs Gosney | A07 | Food | Mrs Hodge | A08 | Design | Ms Vickery & Mrs Lemon | A11 |
| R&P | Mr Broome | A03 | | | | | | | | | | | | | | | | | | | | | |
| History | Mr Hopwood | A02 | | | | | | | | | | | | | | | | | | | | | |
| GCSE PE | Miss Cross & Mr Owen | A10 | | | | | | | | | | | | | | | | | | | | | |
| Business | Mrs Finch | A06 | | | | | | | | | | | | | | | | | | | | | |
| Child Development | Mrs Gosney | A07 | | | | | | | | | | | | | | | | | | | | | |
| Food | Mrs Hodge | A08 | | | | | | | | | | | | | | | | | | | | | |
| Design | Ms Vickery & Mrs Lemon | A11 | | | | | | | | | | | | | | | | | | | | | |
| 6:00pm | Classrooms | 11B subject teacher presentations & questions (15min) | | | | | | | | | | | | | | | | | | | | | |
| | | <table> <tbody> <tr> <td>History</td> <td>Mr Cassidy</td> <td>A03</td> </tr> <tr> <td>Film Studies</td> <td>Mr Cox</td> <td>A02</td> </tr> <tr> <td>Business</td> <td>Mrs Finch</td> <td>A06</td> </tr> <tr> <td>German</td> <td>Miss Osborne</td> <td>A07</td> </tr> <tr> <td>Geography</td> <td>Mr Straker-Nesbitt</td> <td>A10</td> </tr> <tr> <td>French</td> <td>Mrs Whitcombe</td> <td>A11</td> </tr> </tbody> </table> | History | Mr Cassidy | A03 | Film Studies | Mr Cox | A02 | Business | Mrs Finch | A06 | German | Miss Osborne | A07 | Geography | Mr Straker-Nesbitt | A10 | French | Mrs Whitcombe | A11 | | | |
| History | Mr Cassidy | A03 | | | | | | | | | | | | | | | | | | | | | |
| Film Studies | Mr Cox | A02 | | | | | | | | | | | | | | | | | | | | | |
| Business | Mrs Finch | A06 | | | | | | | | | | | | | | | | | | | | | |
| German | Miss Osborne | A07 | | | | | | | | | | | | | | | | | | | | | |
| Geography | Mr Straker-Nesbitt | A10 | | | | | | | | | | | | | | | | | | | | | |
| French | Mrs Whitcombe | A11 | | | | | | | | | | | | | | | | | | | | | |
| 6:20pm | Classrooms | 11C subject teacher presentations & questions (15min) | | | | | | | | | | | | | | | | | | | | | |
| | | <table> <tbody> <tr> <td>Statistics</td> <td>Mrs Goddard</td> <td>A06</td> </tr> <tr> <td>Food</td> <td>Mrs Hodge</td> <td>A08</td> </tr> <tr> <td>History</td> <td>Mr Hopwood</td> <td>A07</td> </tr> <tr> <td>DT</td> <td>Ms Vickery & Mrs Lemon</td> <td>A11</td> </tr> <tr> <td>Photography</td> <td>Mrs Martin</td> <td>A02</td> </tr> <tr> <td>Art</td> <td>Mrs Trim</td> <td>A03</td> </tr> <tr> <td>Geography</td> <td>Mr Straker-Nesbitt</td> <td>A10</td> </tr> </tbody> </table> | Statistics | Mrs Goddard | A06 | Food | Mrs Hodge | A08 | History | Mr Hopwood | A07 | DT | Ms Vickery & Mrs Lemon | A11 | Photography | Mrs Martin | A02 | Art | Mrs Trim | A03 | Geography | Mr Straker-Nesbitt | A10 |
| Statistics | Mrs Goddard | A06 | | | | | | | | | | | | | | | | | | | | | |
| Food | Mrs Hodge | A08 | | | | | | | | | | | | | | | | | | | | | |
| History | Mr Hopwood | A07 | | | | | | | | | | | | | | | | | | | | | |
| DT | Ms Vickery & Mrs Lemon | A11 | | | | | | | | | | | | | | | | | | | | | |
| Photography | Mrs Martin | A02 | | | | | | | | | | | | | | | | | | | | | |
| Art | Mrs Trim | A03 | | | | | | | | | | | | | | | | | | | | | |
| Geography | Mr Straker-Nesbitt | A10 | | | | | | | | | | | | | | | | | | | | | |
| 6:40pm | Main Hall | Teachers and leaders will be available for any final questions. (There is no need to attend this if you do not have any questions) | | | | | | | | | | | | | | | | | | | | | |



Welcome

(Mrs Gray - Head of Year)



Dear Students, Parents and Carers,

Planning and working for success!

Congratulations to Year 11 for getting this far! Year 11 are starting the final countdown with less than 4 months until the first exam in May!

This booklet accompanies the information that will be shared by Wadham's leaders and teachers during the GCSE information evening. I hope you find it helpful.

Students' classwork, homework and revision will have prepared them for the final part of their education journey at Wadham. Each student will have worked out how they, as an individual are able to learn and progress using the most successful method for them.

Parents evening.

As the Year 11 parents evening this term is online on the **5th February** I won't see parents and carers in person, but please be in contact if you need any further support: sgray@wadhamschool.co.uk.

The parents evening is strategically placed so that students, parents and carers can gather specific information to support the final 3 months before the exams start. Please make sure you ask teachers 'what does my child need to do to achieve at least their target grade?' and 'how much time should be spent learning and revising for this subject each week?'

Report information.

The target grade shown on a student's progress report is their minimum expected grade. This target grade information is calculated using data from each student's education history. We expect students to do even better than their target grade!

The predicted grade is the grade that the teacher thinks the student will achieve in their GCSE (or equivalent) if they carry on working at the level they are at present. Every year we witness students making huge efforts in the final few months so they often outperform the teacher's predicted grade. We are very happy when this happens!

Final Preparation.


A reminder that during the week beginning 23rd February Year 11 will be completing their 3rd set of mock exams. As teacher's mark these exams they will be considering the specific work that will need to be completed in the final weeks before the exams.

Easter.

Easter is an extremely important time for students to continue their independent learning and revision. Students should have a revision programme in place with well-planned times to revise which suits their study preferences. At least 2-3 hours of revision should be completed each day. We know that this extends to many more hours than this for many. Well done for being so dedicated!

Best wishes,

Mrs S Gray



English

(Mrs Hartley - Head of English)



Contact email address for HOD: ahartley@wadhamschool.co.uk

In-School opportunities:

- Interventions run every term during morning registration.
- Thursday after-school revision sessions.

Independent learning strategies:

- Develop ANALYSIS paragraphs for Literature, using key quotations.
- Use the writing frames provided for Language (particularly Q5 in Paper One and Two).
- Add in APERSUADER (Paper Two) and POETIC POEMS (Paper One) techniques.
- Practise using the prepared introduction (and conclusion) for Literature essays.

Learning resources:


- Language booklets containing exam questions.
- Literature texts:
 - o *A Christmas Carol* by Charles Dickens
 - o *An Inspector Calls* by JB Priestley
 - o *Macbeth* by William Shakespeare
 - o Power and Conflict Poetry Anthology
- Seneca Learning.

Revision strategies:

- Learn key quotations for Literature and practice your ANALYSIS paragraphs.
- Use the questions in the revision/class booklets to write practice exam responses (Language and Literature).
- Re-read the key texts for Literature. These are available on Sparx as well as the paper copies provided.

Revision resources:

- Knowledge organiser.
- Revision booklets.
- Seneca learning.
- Sparx Reader (*A Christmas Carol* and *Macbeth*).
- CGP revision guides (recommended).
- BBC Bitesize.



Maths

(Mrs Richardson - Head of Maths)



Contact email address for HOD: vrichardson@wadhamschool.co.uk

In-School opportunities:

- Maths revision sessions – Wednesday after school A06/A07. From January there will be a Crossover Topic being delivered (relevant to both Higher and Foundation) and a continued drop-in session where students can work on past papers or homework.
- Sparx Maths support -Thursday lunchtime A13.

Independent learning strategies:

- Revision booklet provided on Teams with a complete list of topics and relevant Sparx codes.
- Personalised Question Level Analysis (QLA) feedback sheet.

Learning resources:

- Corbettmaths – Videos, worksheets, 5-a-day and much more
- Sparx Maths - Home
- Maths Genie - Learn GCSE Maths for Free

Revision strategies:


- DO Maths! Find past papers and questions from anywhere! (On Sparx or from revision websites or workbooks).
- Do questions, mark them and get help on topics you are not getting correct.
- Familiarise yourself with and get used to using the Formula sheets.
- Complete exam questions and mark with a worked solutions paper as well as a mark schemes and videos.
- Little and often – 30 minutes 3 times a week is better than 2 hours in one go.

Revision resources:

- On Maths Genie, Edexcel GCSE Maths Past Papers, Mark Schemes, Model Answers and Video Solutions.
- Knowledge Organisers – are on Teams in your Year Team folder in the files on this Channel: Maths Knowledge Organisers | 2025-Year-11 | Microsoft Teams.
- Revision workbooks and revision cards – available from the Finance office, please order through iPay.

To achieve a grade 7 or above students must:

Work on the Higher topics on the last page of their revision booklet.
Attempt Target questions on Sparx.



Science

(Mrs Ridgley - Head of Science)



Contact email address for HOD: lriddgley@wadhamschool.co.uk

In-School opportunities:

- After-school revision club on Tuesday in D01 from 3.05 to 4.05 pm. The programme for this has been shared on Teams. Each week the resources will be posted on Teams.
- Science Club. Monday lunchtime A12 - Mrs Ridgley revision and homework support.

Independent learning strategies:

- All of the Year 11 Science homework tasks are revision. These have been planned so that students revise the correct topics for each of the mocks and the Summer exams.
- Produce resources. Use revision books / Bitesize to make mind maps, notes and flash cards. For example, to learn about cells go to the BBC bitesize key concepts page and use it to produce an annotated diagram of both plant and animal cells on a white board. Use this information to produce five flash cards and to write five key questions. Take photos of these revision resources. Clean off the white board and recreate diagrams without looking at any notes.
- Answer key questions on specific topics.
- Work with a peer for questions and quizzing (use information from flash cards).

Learning resources:

- BBC bitesize. Resource which contains a wide range of learning and revision resources. For each topic there are revision quizzes, flash cards, videos, classic revision pages and podcasts.
- To revise core practicals, watch videos on the Pearson YouTube channel (links to these have been shared on Teams).

Revision strategies:


- Revise little and often.
- Flash cards from information in the revision book / BBC bitesize.
- Regular quizzing.

Revision resources:

- A list of the topics for each paper with links to BBC bitesize has been shared on Teams.
- A structured revision programme has been mapped out and shared on Teams.
- For required practicals, students must be able to name all equipment and therefore should use the Pearson and YouTube channel to watch the videos of each practical and make notes.

To achieve a grade 7+

- Mastery of all the key concepts in each subject on the Higher Tier syllabus is required.
- Work on practicing detailed responses, linking together ideas from different topics, that are written and presented clearly. Look at model answers.
- Use Pearson revision books targeted at grades 7-9 called "Nail it".
- Extended reading: CGP and Pearson revision guides and podcasts on BBC bitesize that cover science exam technique with an episode dedicated to each type of question.



Raising Achievement

(Mr White – Deputy Headteacher)



Term 3

Tuesday 6th January to Sunday 22nd February

Registration time revision & Maths/English intervention.
Lunchtime and after-school learning and revision clubs.
Various blocked subject lessons.
1 registration a week – Five Steps Revision Programme.

Thursday 15th January

GCSE Information Evening.

Thursday 5th February

Year 11 Subject Evening Online (parents evening).

Saturday 14th February to Sunday 22nd February

Year 11 Half-Term planned learning and revision time.

Term 4

Monday 23rd February to Friday 27th February

Mock 3 exams.

Monday 2nd March to Friday 6th March

One-day during this week potential intervention day.

Monday 2nd March to Thursday 2nd April

Registration time targeted teaching and revision (all Year 11 students Wednesday, Thursday and Friday).

Friday 3rd April to Sunday 19th April

Year 11 learning and revision timetable.

Term 5

Monday 20th April to Friday 22nd May

Compulsory after-school classes (3pm-4.25pm) for students who are under target (for 2 weeks on Tuesdays, Wednesdays and Thursdays).

Thursday 7th May

Exams start.

Hybrid Timetable Starts (exams, compulsory lessons and permitted home-study).

Saturday 23rd May to Sunday 31st May

Year 11 Half-Term planned learning and revision time.

Term 6

Monday 1st June to Friday 26th June

Hybrid Timetable continues. Depending on subjects studied exams conclude during this period.

Wednesday 24th June


National Exam Contingency Day

Revision Strategies

(Mrs Hutter – Assistant Head)

Five Steps Revision Programme 2025-2026





Aspiring for Grade 7+



Contact email address: khiggins@wadhamschool.co.uk

Raising achievement through higher aspiration.

Achieving a grade 7 or above in GCSEs opens the door to a wide range of future opportunities.

A grade 7 (equivalent to a strong A) demonstrates a high level of understanding and commitment, qualities that are highly valued by sixth forms, colleges, and universities.

A grade 7 also gives students more flexibility when choosing A-level subjects or vocational pathways, as many advanced courses require at least a grade 7 in key subjects such as English, Maths, or the Sciences.

Beyond academic progression, working towards a 7+ will help develop strong study habits, self-discipline, and resilience skills that will benefit them in further education and throughout their career.

Support for 7+ students.

We ask that parents and carers encourage their child to aim high now to ensure success.

If parents and carers think that Wadham School could offer further help and support then please get in contact.


In-School opportunities:

- Personalised academic mentoring (one-to-one guidance to identify strengths, address challenges, and set clear goals for improvement.)
- Targeted support sessions in partnership with higher education providers give students the opportunity to learn from university-level experts and experience advanced subject content that stretches understanding. Sessions not only boost academic performance but also inspire ambition and confidence about future pathways into further and higher education. Our aim is to ensure every student has the support, encouragement, and resources they need to succeed.

Independent learning strategies:

- Structured support focused on effective revision and high achievement.
- Guidance on how to create personalised revision timetables that balance school learning and revision with other aspects of life, making sure time is used efficiently.
- Active recall.
- Spaced practice.
- Exam-style question practice.
- Refining exam technique specifically for 7+ students.
- Work beyond basic understanding to master higher-level questions.

*Students have been given specific strategies on how to achieve a grade 7+ in their subjects.



Art



Contact email address: htrim@wadhamschool.co.uk

In-School opportunities:

- After school session every Thursday 3-4pm in A03.

Independent learning strategies:

- Use of help guides and writing frames from class teacher.
- Use checklists to take ownership of sketchbook progress.
- Use the broad choice of media & techniques on offer to explore.
- Reflecting and taking action on feedback from class teacher.
- Check, reflect and act in relation to progress being made in each of the assessment objectives:
AO1: Develop ideas through investigations.
AO2: Refine ideas by exploring and experimenting.
AO3: Record observations and insights with annotation.
AO4: Present a personal, meaningful response.

Learning resources:

- PowerPoints and help guides are uploaded to the class Teams channel.
- Exam board: GCSE Art and Design 8201 | Specification | Subject Content | Fine Art | AQA.
- GCSE Art and Design - AQA - BBC Bitesize.
- Coursework guides | Tate.

To achieve a grade 7 or above:


- Demonstrate independent critical investigation and in-depth understanding of sources to develop ideas convincingly.
- Effectively apply a wide range of creative and technical skills, experimentation, and innovation to develop and refine work.
- Record and use perceptive insights and observations with well-considered influences on ideas.
- Demonstrate advanced use of visual language, technique, media and contexts to realise personal ideas.

Suggested extended reading:

- BOOOOOOOM - CREATE * INSPIRE * COMMUNITY * ART * DESIGN * MUSIC * FILM * PHOTO * PROJECTS.
- It's Nice That.
- Colossal: Explore contemporary art, craft, photography, and the natural world.

Subject challenge to raise achievement:

- Students create their own source material (collecting objects, photographing people or places of interest). This will often give their work more meaning.
- Independent visits to art galleries / museums / places of interest.
- Spend 1-2 hours a week progressing sketchbook / artwork outside of lesson time.



Art, Craft & Design



Contact email address for HOD: cvickery@wadhamschool.co.uk

In-School opportunities:


- Coursework support - 3:00pm to 4:00pm E02.
Book at least 24hrs in advance so time in the session can be adequately prepared for.

Independent learning strategies:

- Understand your stimuli, the work of others and materials as fully as you can. Do this in the 1st person (primary research) as much as possible by attending relevant spaces, museums, exhibitions, galleries and experimenting with the materials.
- Record visits and explorations visually by taking photos and creating drawings.
- Desktop research (secondary research). Books, internet and magazines.
- Keep a journal. Thoughts and actions to make improvements and progress.
- Practice using at least 3 subject specific words in every 30!

Learning resources:

- TEAM's channel: <https://www.studentartguide.com>
In particular, the sections titled **Articles** and **Student Art**.



Business



Contact email address: nfinch@wadhamschool.co.uk

In-School opportunities:


- Just the Boost you need.
- Complete exam papers and hand them in for marking.

Learning and revision resources:

- Knowledge Organiser.
- Revision book available on Teams.
- SENECA for OCR GCSE Business.
- Past papers on OCR GCSE website.
- Use class booklets from the course (past learning).
- Formula Sheets for Finance on Teams.

Revision strategies:

- Complete past papers and use the exam board mark schemes to support understanding of the questions and how the mark schemes work.
(Mark schemes available on OCR GCSE website.)
- Use **look, say, cover, write**, with Business textbooks or knowledge organiser.
- Use the 'tools for knowledge' on SENECA.



Child Development



Contact email address for HOD: sgosney@wadhamschool.co.uk

In-School opportunities:

Term 3: Non-Exam Assessment (Independent Study Task), after school sessions will be available for students to catch up on work when this is necessary.

Independent learning strategies:

- Interact with young children to observe and evaluate their development.
- Watch YouTube videos.
- Practice long answered questions.
- Familiarise yourself with each topic.

Learning resources:


- Current and Archived TEAMS channel – Child Development and Care (2024-2025)
- My Revision Notes: NCFE CACHE Level 1/2 Technical Award in Child Development and Care in the Early Years by Louise Burnham and Penny Tassoni
- Follow this link to familiarise yourself with the course and expectations:
<https://www.ncfe.org.uk/qualification-search/qualification-detail/ncfe-cache-level-12-technical-award-in-child-development-and-care-in-the-early-y-1613>

Support websites:

- www.nhs.uk/conditions/pregnancy-and-baby/helping-your-childs-speech/
- www.nct.org.uk/baby-toddler/emotional-and-social-development/how-do-nature-and-nurture-affectmy-childs-development
- www.teachearlyyears.com/learning-and-development/view/nurturing-environments
- www.early-education.org.uk/learning/
- www.daynurseries.co.uk/advice/early-years-setting
- www.assets.publishing.service.gov.uk/government/uploads/system/uploads/attachment_data/file/9_74907/EYFS_framework_-_March_2021.pdf

Revision strategies:

- Complete revision cards for each topic
- Mind map key information and re-call Key terms



Design & Technology



Contact email address for HOD: cvickery@wadhamschool.co.uk

In-School opportunities:

- Coursework support - 3:00pm to 4:00pm E02
Book at least 24hrs in advance so time in the session can be adequately prepared for.

Independent learning strategies:


- Reflect on the specification and plan to review and revise specific topics that require improvement and progress.
- Revisit all areas of the specification regularly to boost long-term memory and to support mastery.
- Use the revision guide section of the homework book. Cover sections and try to write key facts down before rechecking.
- Ask other students to support by testing recall of information.

Learning resources:

- Revision guide within the homework books.
- Class Books.
- Seneca.
- BBC Bitesize.
- TEAMs channel.

Revision strategies:

- Mind maps.



Film Studies



Contact email address for SUBJECT LEAD: cpawling@wadhamschool.co.uk

Contact email address for subject teacher: jcox@wadhamschool.co.uk

In-School opportunities:

- Revision sessions (TBC with class).
- Film re-showings (TBC with class).

Independent learning strategies:

- Self-quizzing using knowledge organisers and booklets for each film.
- Practice 'Whiplash' questions using Y10 answers to guide (questions similar each year).

Learning resources:


- YouTube.
- WJEC Eduqas-approved revision guide (2023 revised edition).
- Use StudioBinder.com - it is a fantastic resource for Film Studies knowledge (they also have great YouTube videos).
- Seneca Learning assignments.
- Google 'Eduqas film studies GCSE past papers' and click on the first link. There are no logins required to access past papers and mark schemes (GCSE Film Studies | Eduqas).
- Respective booklets for Dracula, The Lost Boys, Whiplash and historical timeline.
- Knowledge organiser.
- Eduqas Film Studies website (previously linked).
- Year 10 & Year 11 exercise books.

Revision strategies:

- Create flashcards for the historical timeline. Ensure they range in difficulty.
- Focus on key words and vocabulary.
- Rewatch the films.
- Use the booklets which contain scene analysis, context and more useful information.
- Prepare an answer for Whiplash, using the same quotes and scene details. Practice adapting them to different questions.

Revision resources:

- Eduqas WJEC exam practice questions.
- Past papers and mark schemes found at GCSE Film Studies | Eduqas.
- Use Google and YouTube.
- StudioBinder.com
- The specialist writing in the Whiplash booklets and using all film booklets and exercise books to guide revision.



Food



Contact email address for HOD: khodge@wadhamschool.co.uk

In-School opportunities:

- Terms 3 and 4: After school sessions will be available for students to catch up on practical work when this is necessary.

Independent learning strategies:

- Practice a range of cooking skills at home if possible.
- Prior to the three-hour assessment which is included as part of the NEA 2 students should practice the three dishes that they will have chosen for their coursework exam.

Learning resources:

- Digital textbook: www.illuminate.digital/aqafood Username: SWAD3 Password: STUDENT3
- Seneca learning: AQA Food Preparation and Nutrition

Revision strategies:

- Begin reviewing topics in the Spring term. A complete topic list will be posted in Teams.
- Start to create a glossary of terms to use for revision. Key words and terms are available in the digital textbook.
- Look at the question answering technique booklet that will be made available to all students.

Revision resources:

- Revision topic list based on the AQA GCSE Food Preparation and Nutrition specification.
- Past papers.
- Revision booklets.
- Seneca learning (AQA Food Preparation and Nutrition).
- Digital textbook - www.illuminate.digital/aqafood

To achieve a grade 7+

- Students must demonstrate relevant and comprehensive knowledge and understanding of the concepts, principles and properties of food science, cooking and nutrition.
- Students must safely and effectively apply precise and sophisticated technical skills when using a wide range of equipment and ingredients to plan, prepare and present complex dishes.
- Students must critically analyse and evaluate, to draw well-evidenced conclusions:
 - For issues relating to food choices, provenance and production.
 - For food made by themselves and others.

Suggested extended reading:

- Recipe books for ideas linked to chosen topics.
- Articles about food related issues such as healthy eating.



French



Contact email address for HOD: awhitcombe@wadhamschool.co.uk

In-School opportunities:

- GCSE Revision and Support sessions every Tuesday, 3-4 pm in A11.
- Homework support sessions every Monday lunchtime in A12.

Independent learning strategies:

- Learn vocabulary using Knowledge Organisers.
- Practise past, present and future tenses with common verbs.
- Complete reading, listening, writing and speaking activities from the textbook.

Learning resources:

- Exercise book, S.T.R.I.V.E for Grade 9 Booklet, GCSE Speaking Exam Booklet.
- Knowledge Organisers, verb grids.

Revision strategies:


- Use Knowledge Organisers to learn/revise key vocabulary – use 'look, cover, write/say, check'.
- Use verb tables to learn key verbs in 3 tenses – use 'look, cover, write/say, check'.
- Use the Wordwall links on Teams to practise writing and saying answers.
- Create key word grids for each topic from memory.
- Complete exam-style questions using the textbook.

Revision resources:

- ActiveHub – <https://activehub.pearson.com/> – full access to the student textbook.
- Knowledge Organisers and verb tables (back of exercise book and in Terms 1 + 2).
- BBC Bitesize.
- Languagesonline.org (specifically focussing on grammar tasks).
- Pearson or CGP revision guides (please check that they are for the 2024 specification).

To achieve a grade 7 or above students must:

- Use your S.T.R.I.V.E for Grade 9 booklet to learn a range of complex structures and practise saying and writing them in sentences.
- Include a range of tenses (imperfect, perfect, present, near future, simple future, conditional) in written answers and across conversation questions in the speaking exam.
- Ensure all sentences start with something that isn't 'je' or 'ich' (I).
- Ensure all sentences contain at least two clauses which are linked together with a connective.
- Talk about other people and not just yourself, varying the subject pronouns.
- When describing pictures, use complex additions as listed in the S.T.R.I.V.E for Grade 9 booklet and extend answers as much as possible.
- Always use a variety of language – avoid repetition.
- Sound natural – use interjections or include idioms to sound as natural and authentic as possible.



Geography



Contact email address for HOD: cstraker-nesbit@wadhamschool.co.uk

In-School opportunities:

- Year 10 Data collection and case study development trip to Lyme Regis.
- Year 11 data collection and case study development trip to Bristol Temple Quarter.
- Revision sessions (TBC).

Independent learning strategies:

- Use AQA-approved revision guides.
- Self-quizzing using knowledge organisers.
- Practice 9-mark questions using structured templates.
- Seneca Learning assignments.
- InternetGeography.co.uk resources (available online).
- Use of BBC Bitesize.

Learning resources:


- AQA GCSE Geography textbook.
- Knowledge organisers for each unit.
- BBC Bitesize Geography.

Revision strategies:

- Use personal learning check lists (PLC) to understand strength and weaknesses.
- Focus on key words and vocabulary.
- Review concepts and processes.
- Revise case studies including the rule of 5.

Revision resources:

- AQA exam practice questions.
- Past papers and mark schemes.
- Internet Geography.
- Time for Geography video explainers.
- Importance of specific case study detail for high-mark answers.
- Fieldwork and how it is assessed.
- Overview of Paper 1, Paper 2 and Paper 3.



German



Contact email address for HOD: awhitcombe@wadhamschool.co.uk

In-School opportunities:

- GCSE Revision and Support sessions every Tuesday, 3-4pm in A11.
- Homework support sessions every Monday lunchtime in A12.

Independent learning strategies:

- Learn vocabulary using Knowledge Organisers.
- Practise past, present and future tenses with common verbs.
- Complete reading, listening, writing and speaking activities from the textbook.

Learning resources:

- Exercise book, S.T.R.I.V.E for Grade 9 Booklet, GCSE Speaking Exam Booklet.
- Knowledge Organisers, verb grids.

Revision strategies:


- Use Knowledge Organisers to learn/revise key vocabulary – use 'look, cover, write/say, check'.
- Use verb tables to learn key verbs in 3 tenses – use 'look, cover, write/say, check'.
- Use the Wordwall links on Teams to practise writing and saying answers.
- Create key word grids for each topic from memory.
- Complete exam-style questions using the textbook.

Revision resources:

- ActiveHub – <https://activehub.pearson.com/> – full access to the student textbook.
- Knowledge Organisers and verb tables (back of exercise book and in Terms 1 + 2).
- BBC Bitesize.
- Languagesonline.org (specifically focussing on grammar tasks)
- Pearson or CGP revision guides (please check that they are for the 2024 specification)

To achieve a grade 7 or above students must:

- Use your S.T.R.I.V.E for Grade 9 booklet to learn a range of complex structures and practise saying and writing them in sentences.
- Include a range of tenses (imperfect, perfect, present, near future, simple future, conditional) in written answers and across conversation questions in the speaking exam.
- Ensure all sentences start with something that isn't 'je' or 'ich' (I).
- Ensure all sentences contain at least two clauses which are linked together with a connective.
- Talk about other people and not just yourself, varying the subject pronouns.
- When describing pictures, use complex additions as listed in the S.T.R.I.V.E for Grade 9 booklet and extend answers as much as possible.
- Always use a variety of language – avoid repetition.
- Sound natural – use interjections or include idioms to sound as natural and authentic as possible.



History



Contact email address for HOD: ncassidy@hotmail.com

In-School opportunities:

- Wednesday lunchtime revision (from January).
- Thursday afterschool revision (currently running).

Independent learning strategies:

- Avoid distractions. Communicate – if unsure, come and ask; we will always go through work to help. Create dedicated time (short and regular rather than extended periods).

Learning resources:

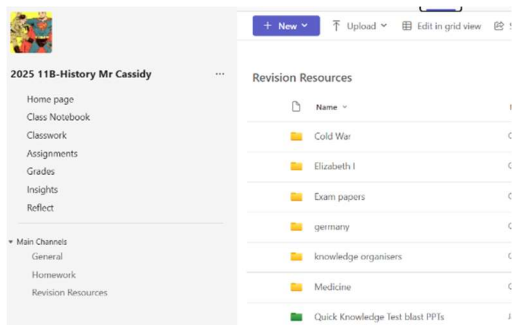
- Your classwork (don't ignore this), is everything complete? PowerPoints available on Teams.

Revision strategies:

- Focus on areas of weakness.
- Make it active – not just reading information – so that your brain is working/thinking.
- Use a range of strategies – Quizzes, watching videos, listen to podcasts, storyboards.
- Practice answering questions in exam conditions – like preparing for a sports match or performance of a play, you will do so much better if you practice. **Mr Cassidy and Mr Hopwood are happy to go through answers.**

Revision resources:


Class Teams channel has lots of resources and past papers.




Revision guides are available to purchase on iPay.

[My Revision Notes: Pearson Edexcel GCSE \(9-1\) History: Four units in one By Sam Slater | Used | 9781510469440 | World of Books \(wob.com\)](#)

Used copy £3.90 from this link (buy 3 get 1 free if you buy as a group).





Photography



Contact email address: htrim@wadhamschool.co.uk

In-School opportunities:

- After school session every Thursday 3-4pm in A03.

Independent learning strategies:

- Use of help guides and writing frames from class teacher.
- Use checklists to take ownership of sketchbook progress.
- Use the broad choice of media & techniques on offer to explore.
- Reflecting and taking action on feedback from class teacher.
- Check, reflect and act in relation to progress being made in each of the assessment objectives:
AO1: Develop ideas through investigations.
AO2: Refine ideas by exploring and experimenting.
AO3: Record observations and insights with annotation.
AO4: Present a personal, meaningful response.

Learning resources:

- PowerPoints and help guides are uploaded to the class Teams channel.
- Exam board: GCSE Art and Design 8201 | Specification | Subject Content | Fine Art | AQA
- GCSE Art and Design - AQA - BBC Bitesize.
- Coursework guides | Tate.

To achieve a grade 7 or above:


- Demonstrate independent critical investigation and in-depth understanding of sources to develop ideas convincingly.
- Effectively apply a wide range of creative and technical skills, experimentation, and innovation to develop and refine work.
- Record and use perceptive insights and observations with well-considered influences on ideas.
- Demonstrate advanced use of visual language, technique, media and contexts to realise personal ideas.

Suggested extended reading:

- BOOOOOOOM - CREATE * INSPIRE * COMMUNITY * ART * DESIGN * MUSIC * FILM * PHOTO * PROJECTS.
- It's Nice That.
- Colossal: Explore contemporary art, craft, photography, and the natural world.

Subject challenge to raise achievement:

- Students create their own source material (collecting objects, photographing people or places of interest). This will often give their work more meaning.
- Independent visits to art galleries / museums / places of interest.
- Spend 1-2 hours a week progressing sketchbook / artwork outside of lesson time.



Physical Education



Contact email address for HOD: cowen@wadhamschool.co.uk

In-School opportunities:

Students should be attending the lunch and afterschool sports clubs to improve their grades in their 3 chosen sports. Students are welcome to visit the PE office any lunchtime for additional theory support.

Independent learning strategies:

Complete weekly Seneca homework which covers the whole syllabus (Years 10 and 11).

Learning resources:

GCSE PE Theory folder including mock papers, work booklets and end of unit tests for all 14 units.

Revision strategies:

- Use the revision checklist to 'RAG' knowledge.
- Revise your red areas of knowledge first, then amber, then green. Revisit the red sections again if time allows.
- Mock exams have all been past exam papers. When revising, use the 'November' papers found on the link below.

Revision resources:


- Past exam papers GCSE - Physical Education (9-1) - J587 - OCR

Revision guides: (available from to order form the finance office)

- GCSE OCR Physical Education For the Grade 9-1 Course [ISBN: 9781789083200](#)
- GCSE Physical Education OCR Exam Practice Workbook (with answers) [ISBN: 9781789083217](#)
- GCSE Physical Education OCR Complete Revision & Practice (with Online Edition) [ISBN: 9781789083194](#)

Websites:

- BBC Bitesize GCSE Physical Education - OCR - BBC Bitesize.
- Seneca Free Homework & Revision for A Level, GCSE, KS3 & KS2 ([senecalearning.com](https://www.senecalearning.com)).



Religious Studies



Contact email address for HOD: jbroome@wadhamschool.co.uk

In-School opportunities:

- Monday lunchtime - B25 revision session- open to all.
- Tutor time interventions - Select students will be attending intervention in place of tutor time.
- Any work that is independently completed can be submitted to be marked with feedback.

Independent learning strategies:

- Try independently **revisiting lesson content** each evening.
- Read notes, discuss/research issues.
- Use Weblinks (on Teams) or independent research online to explore issues.
- Read and work through the resources on the Teams channel.

Learning resources:

- Knowledge Organisers – Extension Knowledge Organisers – Teachings Sheets - Flash Cards and Task Cards - Published Revision Resources – School Made Revision Pack – Practice Questions – Lesson Notes – Topic RAG List – Web Links (see Teams) – Model Answers and Writing Frames.

Revision strategies:



- Use flash cards with task cards to identify areas of weakness and strength.
- Create mind maps in two colours – then read Knowledge Organisers to see gaps.
- Use of revision guides – buy (*see below*) and will be issued with a school made guide.
- Simply look cover and check – remember and recite what.
- Practice questions, practice questions & more practice questions.


Revision resources:

- Hodder Education EDUQAS Religious Studies Route A - Revision Guide.
- Hodder Education EDUQAS Religious Studies Route A - Student Book.

The Revision Guide is available to order on iPAY for £10 (Second hand on EBAY around £4)

Alternatively follow the links below:





Statistics



Contact email address for teacher: rgoddard@wadhamschool.co.uk

In-School opportunities:

- Statistics students can attend Maths revision (Wednesday after school A06/7 or Thursday lunchtime A13)

Independent learning strategies:

- Use the revision grid with hyperlinks. This has been posted on Teams, shown to parents at the Year 10 parents evening and printed out for all students.

Learning resources:

- Mrs Hodgetts' Statistics – GCSE and A Level Statistics support.
- Corbettmaths – Videos, worksheets, 5-a-day and much more.
- Sparx Maths - Home.
- Student's Edexcel Workbook.

Revision strategies:

- Complete exam questions and mark with a worked solutions paper as well as a mark scheme (we model this in class regularly).
- Little and often: try to work your way through the revision grid.

Revision resources:

- Revision grid – Teams.
- Topic specific papers – these are set for homework.
- Past Papers – we will do these in the new year.

To achieve a grade 7 or above students must:


- Correlate the number of marks a question is worth to the number of points they are making.
- Ensure the command words are identified and acted on (discuss, compare, explain, show that).
- Revise the higher tier content (bold in the revision table).

Suggested extended reading:

- Edexcel Statistics revision resources.

Subject challenge:

- Additional papers can be collected at the Maths past paper club, every Wednesday A06.



Post-16 Support

Careers Education, Information and Guidance.



Contact email address for Careers Advisor: Mrs Church - bchurch@wadhamschool.co.uk

Year 11 so far:

Students are supported at Wadham school to make a successful transition after Year 11.

There has been a planned program of careers education and guidance delivered by tutors, specialist staff and Heads of Year.

Students in Year 11 have taken part in mock interviews conducted by local employers and local rotary members.

Students have completed their PAIG document which is the building blocks for completing college, sixth form and apprenticeship application forms.

Students attended the Wadham Careers Fair and Careers Day held on 13th November and have heard from a number of post-16 providers in assemblies.

Careers interviews:

Student in Year 11 are offered at least one careers interviews with Mrs Church.
(Independent careers advice.)

Students who have not yet had an appointment will be meeting Mrs Church in Term 3 or 4.

If students have already had an appointment and would like further information or advice, they can request a follow-up appointment by seeing their tutor, Head of Year or Mrs Church.

College Open Days / Evenings:

- Yeovil College – 14th January and 21st May.
- Bridgwater College – 14th January and 25th June.
- Taunton College – 15th January and 23rd June.
- Cannington College – 24th January and 29th April.
- Yeovil College Apprenticeship & Careers Fair – 11th February.
- Yeovil College – Supporting Young people with EHPs and/or SEND – 5th March.
- Kingston Maurward College – 7th March and 9th May.
- Yeovil College A level transition event – 26th March.
- Strode College – 20th January and 10th June.
- Exeter College – 22nd April.
- Richard Huish – 29th April.

Applications

Application Forms:

Colleges and sixth forms will continue to accept application forms during Year 11.

Students may apply to more than one establishment.

If a student is undecided or would like to keep their options open it is suggested that students make more than one application.

Students applying for an Apprenticeship must also apply for a full-time course at a college as a back-up just in case an employer is not found for an apprenticeship.

The application process:

All local colleges accept online applications. This is the quickest and easiest way to make that application.

On receipt of the application, the college/sixth form will contact the applicant to arrange a short informal interview. Interviews could be face to face or via phone call.

Following an interview, the college/sixth form will email or write to the applicant to formally offer a place. (There are often conditions of this offer, for example, getting certain GCSE grades.) Applicants are required to accept the offer formally by text or email even if they have not 100% decided that they will commence the course in September 2026. If the offer is not accepted, the place that was offered may be given to another applicant.

Apprenticeships:

Once an application is submitted for an apprenticeship, the process takes longer to confirm a place as employers recruitment windows may differ than the college they partner with.

At the same time a student is applying for an apprenticeship they must apply to the partner college for their chosen/linked course. (Colleges know that some apprenticeship applications are not successful and therefore they may identify an acceptable full-time college course that can be used as a back-up.)

Change of plans?

If a student changes their mind at any stage, contacting the college is expected. The college may offer alternatives, even after interview. Mrs Church can support this if required.

Further information:

- A careers email was sent by Mrs Church at the beginning of Year 11.
- There is a 'Careers' page on our school website.